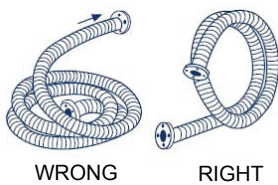
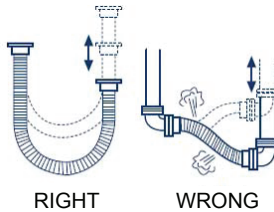


Warranty and Assembly Instructions for Corrugated Metal Hoses

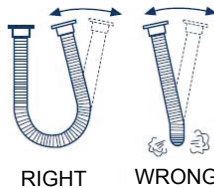
During transportation, storage and installation the hoses must be protected from mechanical force effects at any given time.
 During storage ensure it is kink-free and nothing is weighing on the hoses. Handle the hose with care. Don't drag it over the floor. Where necessary carry it or use protective tubing.
 Roll goods must not be dragged but carefully rolled down.



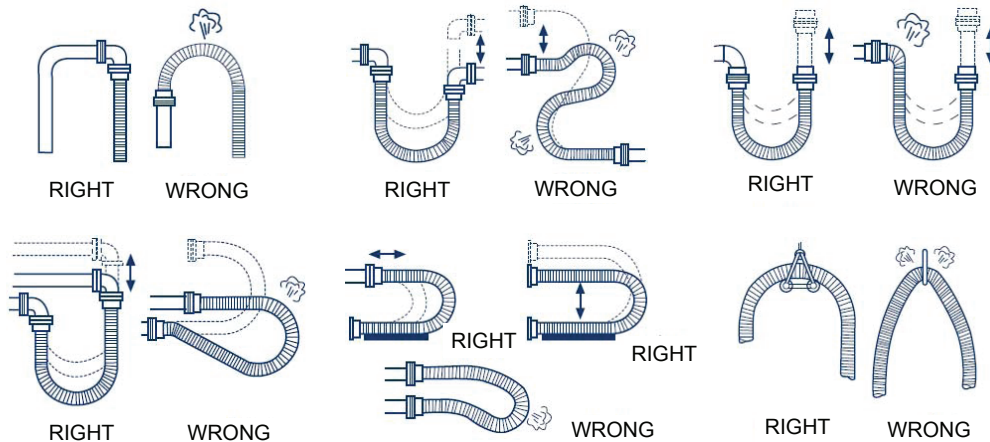
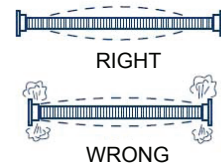
To realize greater movements install the hose in a U-shape - not straight.



Torsion has to be avoided at any given time.



In case of greater mechanical movement please ensure the strict observance of the allowed bending radius (Rule of thumb: Bending radius is approximately 6-times the hose's diameter). Corrugated Metal Hoses are no compensators; by no means stress them with traction or thrust. Never overbend the hose, if greater bends have to be realized please use pipe elbows to ensure stability.



In case the hose snaps off because of its own weight it has to be supported.

If the hose's installation requires welding keep in mind to protect any other welding connections from overheating, maybe even cool it and use the blowtorch in the opposite direction of the hose line.
 For further technical information visit our Website: <http://www.berghoefer-hamburg.de>

© 2015 Berghöfer KompensatorenTechnik GmbH
 Reserve technical changes